

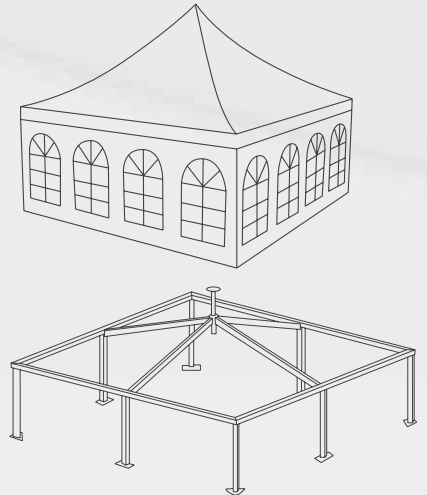
Product Photos



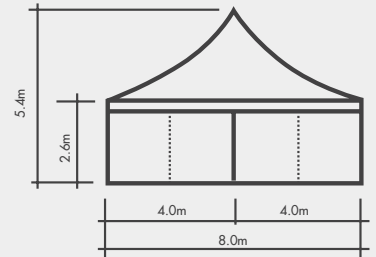
Item Specification

Clear-Span Width	8m / 10m
Eave Height	2.6m
Ridge Height	5.4m / 6.4m
Max Allowed Windspeed	80km/hr 0.3kn/m ²
Eave Connection	Hot-dip galvanized steel insert
Framework Material	Hard pressed extruded aluminium 6061/T6 (13HW)
Cover Material	PVC, flame retardant to DIN 4102 B1,M2. 750-900g/m ²

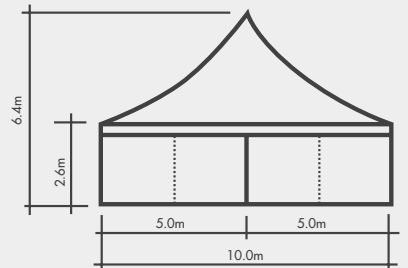
Technical Diagrams



Type:
PAG8/260



Type:
PAG10/260



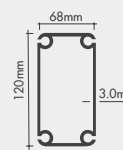
Product Info

The Pinnacle is the choice when impressions matter. Designed specifically for classy special events, the Pinnacle is versatile and stylish but built with substance. Quality 6061 T6 aluminium combined with a myriad of accessories across 4 sizes makes the Pinnacle a strong & flexible marquee choice.

- Accessories:
- PVC window sidewalls
 - Anchoring
 - Rain gutter
 - Lining & curtains
 - Glass door units
 - Hard walling system
 - Glass walling system
 - Transparent PVC cover & sidewall
 - Flooring System
 - Weight plate

Profiles

Framework Main profile dimensions and use



upright support

eave beam

bevel beam

Ø40x2.5mm



centre pole