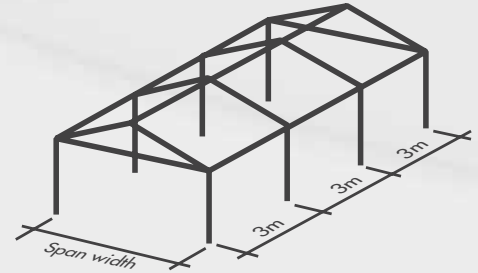


### Product Photos

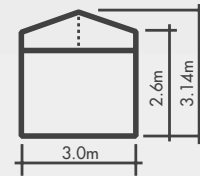


Item	Specification
Clear-Span Width	3m / 4m / 5m
Eave Height	2.6m
Ridge Height	3.14m / 3.30m / 3.50m
Roof Pitch	20°
Bay Distance	3m
Longest Component	3.0m / 4.0m / 5.0m
Minimum Tent Length	6m
Maximum Tent Length	No Limit
Main Profile	82 x 48 x 3mm (2-channel)
Max Allowed Windspeed	80km/hr 0.3kn/m <sup>2</sup>
Eave Connection	Hot-dip galvanized steel insert
Framework Material	Hard pressed extruded aluminium 6061/T6 (13HW)
Cover Material	PVC, flame retardant to DIN 4102 B1,M2. 750-900g/m <sup>2</sup>

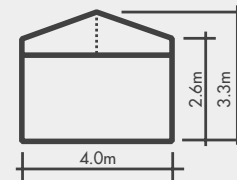
### Technical Diagrams



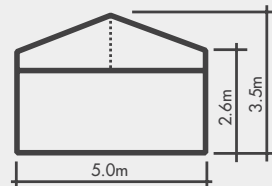
Type:  
PT0300/260/314



Type:  
PT0400/260/330



Type:  
PT0500/260/350



### Product Info

Operational simplicity is attractive for many marquee buyers.

Using less labour, you can reap the benefits of a fast set up & pack up.

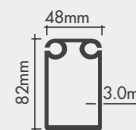
With a choice of 7 clear span widths & 3m bays, flexibility is a key advantage. Simplicity & choice in a great value package is the domain of the Function Standard

#### Accessories:

- PVC window sidewalls
- Anchoring
- Rain gutter
- Lining & curtains
- Glass door units
- Hard walling system
- Glass walling system
- Transparent PVC cover & sidewall
- Flooring System
- Weight plate

### Profiles

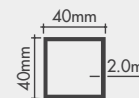
Framework Main profile dimensions and use



upright support

roof beam

gable pole



Eave Purlin

Intermediate Purlin

Ridge Purlin



Sidewall

Upside Rail

### Product Photos



Item	Specification
Clear-Span Width	6m / 8m / 9m / 10m
Eave Height	2.6m
Ridge Height	3.68m / 4.05m / 4.23m / 4.42
Roof Pitch	20°
Bay Distance	3m
Longest Component	3.6m / 4.2m / 4.8m / 5.4m
Minimum Tent Length	6m
Maximum Tent Length	No Limit
Main Profile	82 x 48 x 3mm (2-channel)
Max Allowed Windspeed	80km/hr 0.3kn/m <sup>2</sup>
Eave Connection	Hot-dip galvanized steel insert
Framework Material	Hard pressed extruded aluminium 6061/T6 (13HW)
Cover Material	PVC, flame retardant to DIN 4102 B1,M2. 750-900g/m <sup>2</sup>

### Product Info

Operational simplicity is attractive for many marquee buyers.

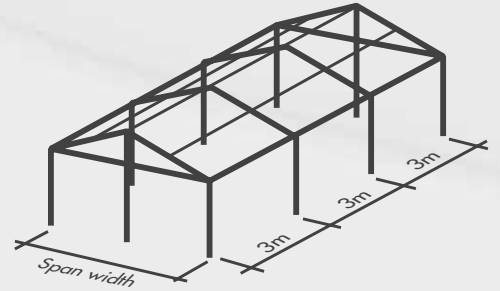
Using less labour, you can reap the benefits of a fast set up & pack up.

With a choice of 7 clear span widths & 3m bays, flexibility is a key advantage. Simplicity & choice in a great value package is the domain of the Function Standard

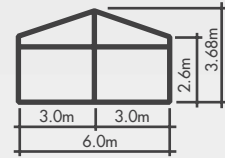
#### Accessories:

- PVC window sidewalls
- Anchoring
- Rain gutter
- Lining & curtains
- Glass door units
- Hard walling system
- Glass walling system
- Transparent PVC cover & sidewall
- Flooring System
- Weight plate

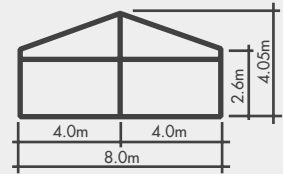
### Technical Diagrams



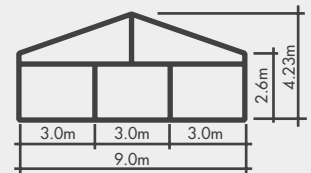
Type:  
PT0600/260/368



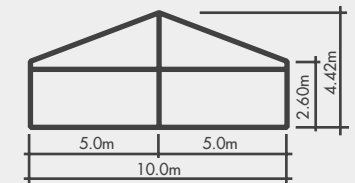
Type:  
PT0800/260/405



Type:  
PT0900/260/423

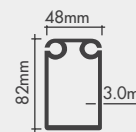


Type:  
PT1000/260/442



### Profiles

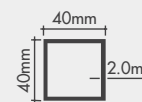
#### Framework Main profile dimensions and use



upright support

roof beam

gable pole



Eave Purlin

Intermediate Purlin

Ridge Purlin



Sidewall

Upside Rail