

Product Photos



Item	Specification
Clear-Span Width	5m / 6m / 8m / 9m / 10m / 12m
Eave Height	2.6m
Ridge Height	3.14m / 3.6m / 4.0m / 4.2m / 4.4m / 4.8m
Roof Pitch	20°
Bay Distance	3m
Longest Component	5.0m / 3.6m / 4.2m / 4.8m / 5.4m / 6.4m
Minimum Tent Length	6m
Roof Fixing	Bar Tensioning
Main Profile	100 x 48 x 3mm (4-channel)
Max Allowed Windspeed	80km/hr 0.3kn/m ²
Eave Connection	Hot-dip galvanized steel insert
Framework Material	Hard pressed extruded aluminium 6061/T6 (13HW)
Cover Material	PVC, flame retardant to DIN 4102 B1,M2. 750-900g/m ²

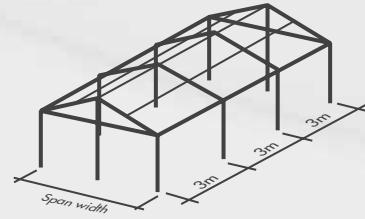
Product Info

The Deluxe mirrors the traditional functionality of the Standard. The key enhancements are a sturdy 100x 48 x 3mm framework and a new mounting for the sidewalls that improves weatherproofing. The larger frame allows the Deluxe to extend to 12m clearspan with 3m bays. The Deluxe offers a robust design in an attractive, modern package.

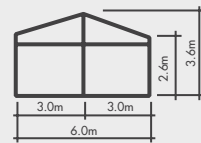
Accessories:

- PVC window sidewalls
- Anchoring
- Rain gutter
- Lining & curtains
- Glass door units
- Hard walling system
- Glass walling system
- Transparent PVC cover & sidewall
- Flooring System
- Weight plate

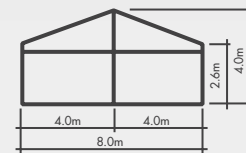
Technical Diagrams



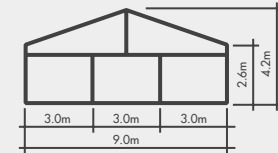
Type: NPT6/260



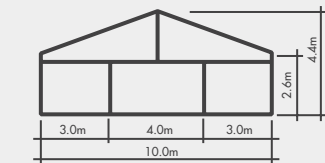
Type: NPT8/260



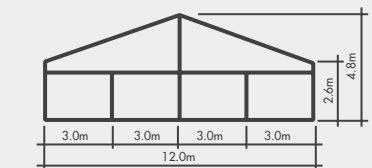
Type: NPT9/260



Type: NPT10/260

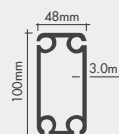


Type: NPT12/260

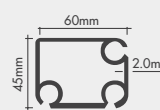


Profiles

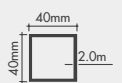
Framework Main profile dimensions and use



roof beam
upright support
gable pole



Eave Purlin



Intermediate Purlin
Ridge Purlin