

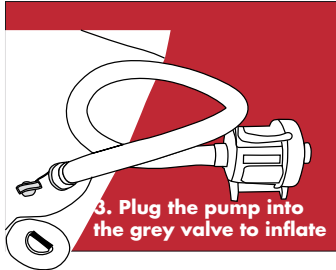
## Inflation



1. Unroll the frame



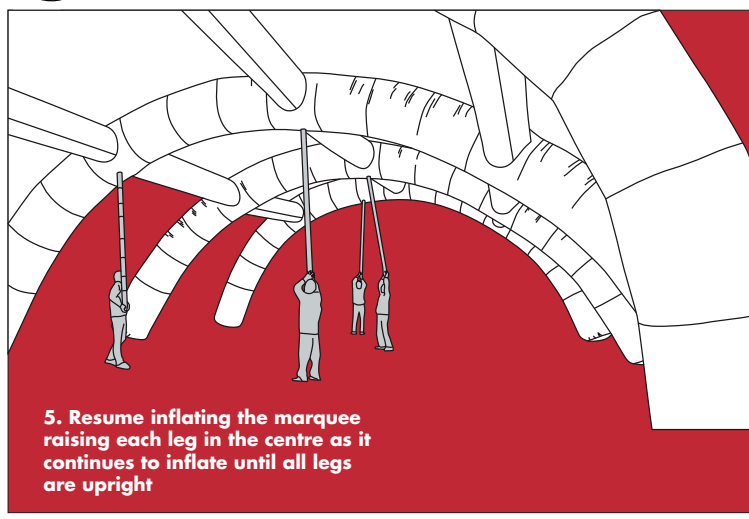
2. make sure the frame is untangled



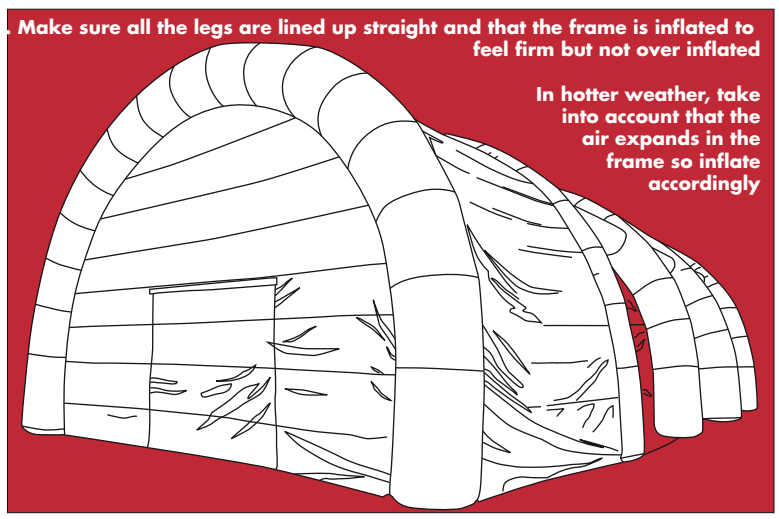
3. Plug the pump into the grey valve to inflate



4. Inflate until the legs start to take form and straighten out



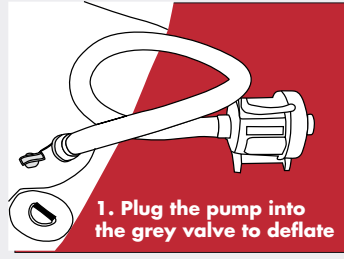
5. Resume inflating the marquee raising each leg in the centre as it continues to inflate until all legs are upright



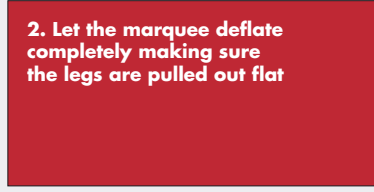
Make sure all the legs are lined up straight and that the frame is inflated to feel firm but not over inflated

In hotter weather, take into account that the air expands in the frame so inflate accordingly

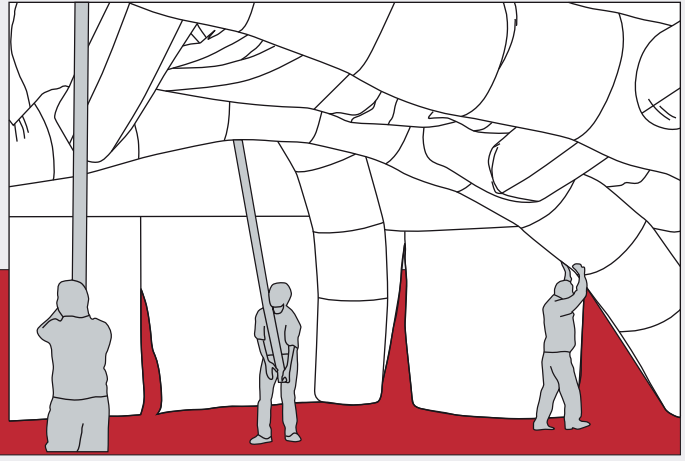
## Deflation




1. Plug the pump into the grey valve to deflate



2. Let the marquee deflate completely making sure the legs are pulled out flat



3. Squeeze all the air out of the legs and fold all the legs on top of each other



7. Attach the sand bags to the legs to hold down the marquee



Roll up the marquee with its legs all lined up